




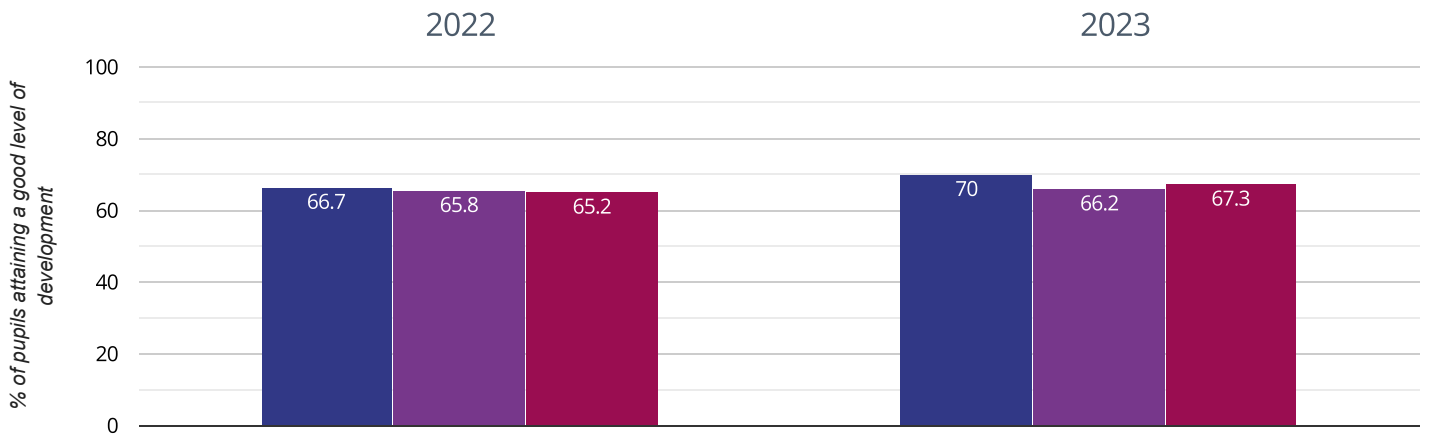
If you have any queries regarding the data within the Real Time Data graphs, please contact your Local Authority.

# ST ALBAN'S CATHOLIC PRIMARY SCHOOL

Brought to you by [the NCER](#)



## ★ Good Level Of Development

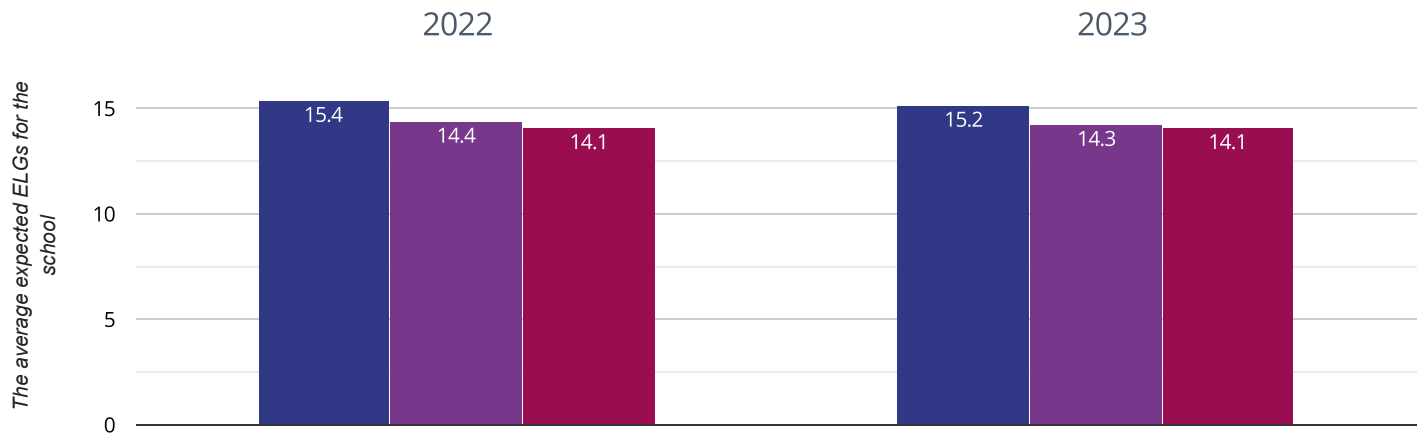


70% in 2023

3.3% points rise since 2022

- St Alban's Catholic Primary School
- Cambridgeshire (215)
- NCER National (17507)

## Average number of early learning goals at expected level per child



15.2% in 2023

0.2% points drop since 2022

■ St Alban's Catholic Primary School    ■ Cambridgeshire (215)

■ NCER National (17507)